


I (a)- STATEMENT SHOWING SHAREHOLDING PATTERN


Name of the Company: M/S OROSIL SMITHS INDIA LIMITED			
Scrip Code, Name of the scrip, class of security: BSE Limited : 531626 (Fully Paid Shares)			
Quarter ended: 31st March, 2015			
Partly paid-up shares:-	No. of partly paid-up shares	As a % of total no. of partly paid-up shares	As a % of total no. of shares of the company
Held by promoter/promoter group	0	0	0
Held by public	0	0	0
Total	0	0	0
Outstanding convertible securities:-	No. of outstanding securities	As a % of total no. of outstanding convertible securities	As a % of total no. of shares of the company, assuming full conversion of the convertible securities
Held by promoter/promoter group	0	0	0
Held by public	0	0	0
Total	0	0	0
Warrants:-	No. of warrants	As a % of total no. of warrants	As a % of total no. of shares of the company, assuming full conversion of warrants
Held by promoter/promoter group	0	0	0
Held by public	0	0	0
Total	0	0	0
Total paid-up capital of the company, assuming full conversion of warrants and convertible securities	8263200		




Statement Showing Shareholding Pattern Quarter Ended : 31/03/2015

Table (I)(a)

Category code	Category of Shareholder	Number of Shareholders	Total number of shares	Number of shares held in dematerialized form	Total shareholding as a percentage of total number of shares		Shares Pledged or otherwise encumbered	
					As a percentage of(A+B) ¹	As a percentage of (A+B+C)	Number of shares	As a percentage
(I)	(II)	(III)	(IV)	(V)	(VI)	(VII)	(VIII)	IX)=(VIII)/(IV)*100
(A)	Shareholding of Promoter and Promoter Group²							
1	Indian							
(a)	Individuals/ Hindu Undivided Family	9	4603114	4603114	55.71	55.71	0	0.00
(b)	Central Government/ State Government(s)	0	0	0	0.00	0.00	0	0.00
(c)	Bodies Corporate	4	1399000	1399000	16.93	16.93	0	0.00
(d)	Financial Institutions/ Banks	0	0	0	0.00	0.00	0	0.00
(e)	Any Others(Specify)	0	0	0	0.00	0.00	0	0.00
	Sub Total(A)(1)	13	6002114	6002114	72.64	72.64	0	0.00
2	Foreign							
(a)	Individuals (Non-Residents Individuals/ Foreign Individuals)	0	0	0	0.00	0.00	0	0.00
(b)	Bodies Corporate	0	0	0	0.00	0.00	0	0.00
(c)	Institutions	0	0	0	0.00	0.00	0	0.00
(d)	Any Others(Specify)	0	0	0	0.00	0.00	0	0.00
	Sub Total(A)(2)	0	0	0	0.00	0.00	0	0.00
	Total Shareholding of Promoter and Promoter Group (A)= (A)(1)+(A)(2)	13	6002114	6002114	72.64	72.64	0	0.00




(B)	Public shareholding							
1	Institutions							
(a)	Mutual Funds/ UTI	0	0	0	0.00	0.00	0	0.00
(b)	Financial Institutions / Banks	0	0	0	0.00	0.00	0	0.00
(c)	Central Government/ State Government(s)	0	0	0	0.00	0.00	0	0.00
(d)	Venture Capital Funds	0	0	0	0.00	0.00	0	0.00
(e)	Insurance Companies	0	0	0	0.00	0.00	0	0.00
(f)	Foreign Institutional Investors	0	0	0	0.00	0.00	0	0.00
(g)	Foreign Venture Capital Investors	0	0	0	0.00	0.00	0	0.00
(h)	Qualified Foreign Investor	0	0	0	0.00	0.00	0	0.00
(i)	Any Other (specify)	0	0	0	0.00	0.00	0	0.00
	Sub-Total (B)(1)	0	0	0	0.00	0.00	0	0.00
B 2	Non-institutions							
(a)	Bodies Corporate	45	1208233	1185833	14.62	14.62	0	0.00
(b)	Individuals							
I	Individuals -i. Individual shareholders holding nominal share capital up to Rs 1 lakh	821	607334	491488	7.35	7.35	0	0.00
II	ii. Individual shareholders holding nominal share capital in excess of Rs. 1 lakh.	6	200572	160572	2.43	2.43	0	0.00
(c)	N.R.I (Repat & Non- Rept).	5	2376	2376	0.03	0.03	0	0.00
(c-i)	Public Trusts	0	0	0	0.00	0.00	0	0.00
(c-ii)	Corporate Bodies - OCB	0	0	0	0.00	0.00	0	0.00
(c-iii)	Intermediary /Other Depository A/C	0	0	0	0.00	0.00	0	0.00
(c-iv)	Hindu Undivided Family	30	129254	129254	1.56	1.56	0	0.00
(c-v)	Clearing Members/House	4	113317	113317	1.37	1.37	0	0.00
	Sub-Total (B)(2)	911	2261086	2082840	27.36	27.36	0	0.00
(B)	Total Public Shareholding (B)= (B)(1)+(B)(2)	911	2261086	2082840	27.36	27.36	0	0.00
	TOTAL (A)+(B)	924	8263200	8084954	100.00	100.00	0	0.00
(C)	Shares held by Custodians and against which Depository Receipts have been issued							
1	Promoter and Promoter Group	0	0	0	0	0.00	0	0.00
2	Public	0	0	0	0	0.00	0	0.00
	Sub-Total (C)	0	0	0	0	0	0	0.00
	GRAND TOTAL (A)+(B)+(C)	924	8263200	8084954	100	100.00	0	0.00




(I) (b) Statement showing holding of securities (including shares, warrants, convertible securities) of persons belonging to the category “Promoter and Promoter Group”

Sr. No.	Name of the Shareholder	Details of Shares held		Encumbered shares			Details of warrants		Details of convertible securities		Total shares (including underlying shares assuming full conversion of warrants and convertible securities) as a % of diluted share capital
		Number of shares held	As a % of grand total (A)+(B)+(C)	No.	As a percentage	As a % of grand total (A)+(B)+(C) of sub-clause (I)(a)	Number of warrants held	As a % total number of warrants of the same class	Number of convertible securities held	As a % total number of convertible securities of the same class	
(I)	(II)	(III)	(IV)	(V)	(VI)=(V)/(III)*100	(VII)	(VIII)	(IX)	(X)	(XI)	(XII)
1	B. K. Narula	1408000	17.04	0	0.00	0.00	0	0	0	0	0
2	B. K. Narula (HUF)	885800	10.72	0	0.00	0.00	0	0	0	0	0
3	Ridhi Suri	542300	6.56	0	0.00	0.00	0	0	0	0	0
4	Rita Narula	1171600	14.18	0	0.00	0.00	0	0	0	0	0
5	Sidhi Narula	595414	7.21	0	0.00	0.00	0	0	0	0	0
6	Sridhi Infra Pvt. Ltd	63000	0.76	0	0.00	0.00	0	0	0	0	0
7	Sukarma Finance Ltd	1076000	13.02	0	0.00	0.00	0	0	0	0	0
8	Xtrems Retails Ltd	260000	3.15	0	0.00	0.00	0	0	0	0	0
TOTAL		6002114	72.64	0	0.00	0.00	0	0	0	0	0



(I)(c)(i) **Statement showing holding of securities (including shares, warrants, convertible securities) of persons belonging to the category “Public” and holding more than 1% of the Total Number of Shares**

Sr. No.	Name of the Shareholder	Number of shares held	Shares as a percentage of total number of shares {i.e., Grand Total (A)+(B)+(C) indicated in Statement at para (I)(a) above}	Details of warrants		Details of convertible securities		Total shares (including underlying shares assuming full conversion of warrants and convertible)
				Number of warrants held	As a % total number of warrants of the same class	Number of convertible securities held	% w.r.t total number of convertible securities of the same class	
1	Delfina Securities Private Ltd	290327	3.51	0	0	0	0	0
2	Global Jindal Fin Invest Ltd	183600	2.22	0	0	0	0	0
3	Religare Finvest Ltd	183000	2.21	0	0	0	0	0
4	Jyoti Portfolio Ltd	113167	1.37	0	0	0	0	0
5	A L Jain Overseas Private Ltd	101964	1.23	0	0	0	0	0
6	Jindal Global Finance and Investment Ltd	97366	1.18	0	0	0	0	0
7	Nishu Finlease Private Ltd	88000	1.06	0	0	0	0	0
8	Naresh Kumar Agarwal	84000	1.02	0	0	0	0	0
TOTAL		1141424	13.81	0	0	0	0	0



(I)(c)(ii) Statement showing holding of securities (including shares, warrants, convertible securities) of persons (together with PAC) belonging to the category "Public" and holding more than 5% of the Total Number of Shares of the Company

Sr. No.	Name(s) of the shareholder(s) and the Persons Acting in Concert (PAC) with them	Number of Shares	Shares as a percentage of total number of shares {i.e., Grand Total (A)+(B)+(C) indicated in Statement at para (I)(a) above}	Details of warrants		Details of convertible securities		Total shares (including underlying shares assuming full conversion of warrants and convertible securities) as a % of diluted share capital
				Number of warrants	As a % total number of warrants of the same class	Number of convertible securities held	% w.r.t total number of convertible securities of the same class	
1	NIL	NIL	NIL	NIL	NIL	NIL	NIL	NIL
TOTAL		NIL	NIL	NIL	NIL	NIL	NIL	NIL

(I)(d) Statement showing details of locked-in shares

Sr. No.	Name of the Shareholder	Number of locked-in shares	Category of Shareholders (Promoter/ Public)	Locked-in shares as a percentage of total number of shares {i.e., Grand Total (A)+(B)+(C) indicated in Statement at para (I)(a) above}
NIL				



(II)(a) Statement showing details of Depository Receipts (DRs)

Sr. No.	Type of outstanding DR (ADRs, GDRs, SDRs, etc.)	Number of outstanding DRs	Number of shares underlying outstanding DRs	Shares underlying outstanding DRs as a percentage of total number of shares {i.e. Grand Total (A)+(B)+(C) indicated in Statement at para (I)(a) above}
NIL				

(II)(b) Statement showing holding of Depository Receipts (DRs), where underlying shares held
by "Promoter/ Promoter Group" are in excess of 1% of the Total Number of Shares

Sr. No.	Name of the DR Holder	Type of outstanding DR (ADRs, GDRs, SDRs, etc.)	Number of shares underlying outstanding DRs	Shares underlying outstanding DRs as a percentage of total number of shares {i.e. Grand Total (A)+(B)+(C) indicated in Statement at para (I)(a) above}
NIL				

Sr. No.	NOTES
1	5 (Five) N.R.I (Non Resident Indians) are holding 2376 Shares (0.03% of Total Number of Shares)
2	...

