

Orosil smiths
India limited

(Formerly known as Silver Smith India Ltd.)

Regd. Office: Flat No. 620, Hemkunt Chambers, 89 Nehru Place,
New Delhi - 110019, India Email: Info@orosil.com Website: www.orosil.com

kuhjohl

Stunningly yours
www.kuhjohl.com

SINCERE
PRECIOUSLY YOURS

www.sincerejewellery.com

CIN: L74899DL1994PLC059341

Phone No: 0120-4125476

Ref. OSIL/280/2016-2017

Date: November 09, 2016

To,

The Department of Corporate Relations
Bombay Stock Exchange Limited
P.J. Towers, Dalal Street, Mumbai- 400001

SECURITY CODE: 531626

ISIN NO.: INE628BO1026

Dear Sir/ Madam,

Subject: Unaudited Financial Results for the Second Quarter and Half Year ended on September 30, 2016 and Limited Review Report

Please find enclosed the Unaudited Financial Results of the Company for Second quarter ended on September 30, 2016 pursuant to Regulation 33 of SEBI (Listing Obligation Disclosure Requirements) Regulation, 2015 along with Limited Review Report duly signed by the statutory Auditor of the company. The above results were taken on record by the Board in its meeting held on November 09, 2016.

You are requested to take the said information on your records.

Thanking You,

Yours faithfully,


For OROSIL SMITHS INDIA LIMITED
(Formerly known as Silver Smith India Ltd)

B.K. Narula
B K NARULA
Managing Director
DIN No. 00003629



[Encl. as Above]

General information about company	
Scrip code	531626
Name of company	Orosil Smiths India Limited
Result Type	Main Format
Class of security	Equity
Date of start of financial year	01-04-2016
Date of end of financial year	31-03-2017
Date of board meeting when results were approved	09-11-2016
Date on which prior intimation of the meeting for considering financial results was informed to the exchange	28-10-2016
Description of presentation currency	INR
Level of rounding used in financial results	Lakhs
Reporting Quarter	Half yearly
Nature of report standalone or consolidated	Standalone
Whether results are audited or unaudited	Unaudited
Segment Reporting	Single segment
Description of single segment	Segment A



Quarterly & Half Yearly Financial Result by Companies Other than Banks							
Particulars		3 months ended (dd-mm-yyyy)	Previous 3 months ended (dd-mm-yyyy)	Corresponding 3 months ended in the previous year (dd-mm-yyyy)	Year to date figures for current period ended (dd-mm-yyyy)	Year to date figures for previous period ended (dd-mm-yyyy)	Previous accounting year ended (dd-mm-yyyy)
A	Date of start of reporting period	01-07-2016	01-04-2016	01-07-2015	01-04-2016	01-04-2015	01-04-2015
B	Date of end of reporting period	30-09-2016	30-06-2016	30-09-2015	30-09-2016	30-09-2015	31-03-2016
C	Whether results are audited or unaudited	Unaudited	Unaudited	Unaudited	Unaudited	Unaudited	Audited
D	Nature of report standalone or consolidated	Standalone	Standalone	Standalone	Standalone	Standalone	Standalone
Part I							
1 Revenue From Operations							
	Net sales or Revenue from Operations	27.02	28.57	124.98	55.59	218.86	317.32
	Other operating revenues	0	0	0	0	0	0
	Total Revenue from operations (net)	27.02	28.57	124.98	55.59	218.86	317.32
2 Expenses							
(a)	Cost of materials consumed	6.74	-31.22	5.11	-24.48	81.83	15.55
(b)	Purchases of stock-in-trade	3.05	42.19	93.7	45.24	93.7	248.24
(c)	Changes in inventories of finished goods, work-in-progress and stock-in-trade	11.82	15.67	11.28	27.49	16.63	12.98
(d)	Employee benefit expense	3.69	3.54	4.12	7.23	8	17.02
(e)	Depreciation and amortisation expense	6.27	6.27	7.5	12.54	15	29.99
(f)	Other Expenses						
1	Other Expenses	5.51	3.81	5.23	9.32	13.64	20.6
	Total other expenses	5.51	3.81	5.23	9.32	13.64	20.6
	Total expenses	37.08	40.26	126.94	77.34	228.8	344.38



Quarterly & Half Yearly Financial Result by Companies Other than Banks							
Particulars		3 months ended (dd-mm-yyyy)	Previous 3 months ended (dd-mm-yyyy)	Corresponding 3 months ended in the previous year (dd-mm-yyyy)	Year to date figures for current period ended (dd-mm-yyyy)	Year to date figures for previous period ended (dd-mm-yyyy)	Previous accounting year ended (dd-mm-yyyy)
A	Date of start of reporting period	01-07-2016	01-04-2016	01-07-2015	01-04-2016	01-04-2015	01-04-2015
B	Date of end of reporting period	30-09-2016	30-06-2016	30-09-2015	30-09-2016	30-09-2015	31-03-2016
C	Whether results are audited or unaudited	Unaudited	Unaudited	Unaudited	Unaudited	Unaudited	Audited
D	Nature of report standalone or consolidated	Standalone	Standalone	Standalone	Standalone	Standalone	Standalone
Part I							
3	Profit (loss) from operations before other income, finance costs and exceptional items	-10.06	-11.69	-1.96	-21.75	-9.94	-27.06
4	Other income	2.28	2.58	3.82	4.86	4.05	5.93
5	Profit (loss) from ordinary activities before finance costs and exceptional items	-7.78	-9.11	1.86	-16.89	-5.89	-21.13
6	Finance costs	0.97	0.75	1.03	1.72	2.15	4.28
7	Profit (loss) from ordinary activities after finance costs but before exceptional items	-8.75	-9.86	0.83	-18.61	-8.04	-25.41
8	Prior period items before tax	0	0	0	0	0	0
9	Exceptional items	0	0	0	0	0	0
10	Profit (loss) from ordinary activities before tax	-8.75	-9.86	0.83	-18.61	-8.04	-25.41
11	Tax Expense	0	0	0	0	0	0
12	Net profit (loss) from ordinary activities after tax	-8.75	-9.86	0.83	-18.61	-8.04	-25.41
13	Extraordinary items	0	0	0	0	0	0
14	Net Profit Loss for the period from continuing operations	-8.75	-9.86	0.83	-18.61	-8.04	-25.41
15	Profit (loss) from discontinuing operations before tax	0	0	0	0	0	0
16	Tax expense of discontinuing operations	0	0	0	0	0	0
17	Net profit (loss) from discontinuing operation after tax	0	0	0	0	0	0
18	Profit (loss) for period before minority interest	-8.75	-9.86	0.83	-18.61	-8.04	-25.41
21	Net Profit (loss) after taxes minority interest and share of profit (loss) of associates	-8.75	-9.86	0.83	-18.61	-8.04	-25.41



Quarterly & Half Yearly Financial Result by Companies Other than Banks							
Particulars		3 months ended (dd-mm-yyyy)	Previous 3 months ended (dd-mm-yyyy)	Corresponding 3 months ended in the previous year (dd-mm-yyyy)	Year to date figures for current period ended (dd-mm-yyyy)	Year to date figures for previous period ended (dd-mm-yyyy)	Previous accounting year ended (dd-mm-yyyy)
A	Date of start of reporting period	01-07-2016	01-04-2016	01-07-2015	01-04-2016	01-04-2015	01-04-2015
B	Date of end of reporting period	30-09-2016	30-06-2016	30-09-2015	30-09-2016	30-09-2015	31-03-2016
C	Whether results are audited or unaudited	Unaudited	Unaudited	Unaudited	Unaudited	Unaudited	Audited
D	Nature of report standalone or consolidated	Standalone	Standalone	Standalone	Standalone	Standalone	Standalone
Part I							
22 Details of equity share capital							
	Paid-up equity share capital	413.16	413.16	413.16	413.16	413.16	413.16
	Face value of equity share capital	5	5	5	5	5	5
23 Details of debt securities							
24	Reserves excluding revaluation reserve	-129.97	-121.22	-93.99	-129.97	-93.99	-111.36
26 Earnings per share							
	Earnings per share before extraordinary items						
	Basic earnings per share before extraordinary items	-0.11	-0.12	0.01	-0.11	-0.01	-0.3
	Diluted earnings per share before extraordinary items	-0.11	-0.12	0.01	-0.11	-0.01	-0.3
ii Earnings per share after extraordinary items							
	Basic earnings per share after extraordinary items	-0.11	-0.12	0.01	-0.11	-0.01	-0.3
	Diluted earnings per share after extraordinary items	-0.11	-0.12	0.01	-0.11	-0.01	-0.3
30	Disclosure of notes on financial results	Textual Information(1)					




Text Block	
Textual Information(1)	<ol style="list-style-type: none">1. The above Unaudited financial results were reviewed by the Audit Committee and approved by the Board of Directors at their respective meeting held 09th November, 2016.2. The Statutory Auditor of the company have carried out Limited Review of these results and the results are being published in accordance with Regulation 33 of SEBI (Listing Obligation and Disclosure Requirement) Regulation, 20153. Segment wise revenue is not applicable to the company.4. The financial results are available on the Company's website at www.orosil.com.



Statement of Asset and Liabilities		
Particulars	Half year ended (dd-mm-yyyy)	Previous year ended (dd-mm-yyyy)
Date of start of reporting period	01-04-2016	01-04-2015
Date of end of reporting period	30-09-2016	31-03-2016
Whether results are audited or unaudited	Unaudited	Audited
Nature of report standalone or consolidated	Standalone	Standalone
Equity and liabilities		
1 Shareholders' funds		
Share capital	522	522
Reserves and surplus	-129.97	-111.36
Money received against share warrants	0	0
Total shareholders' funds	392.03	410.64
2 Share application money pending allotment	0	0
3 Deferred government grants	0	0
5 Non-current liabilities		
Long-term borrowings	17.03	21.62
Deferred tax liabilities (net)	0	0
Foreign currency monetary item translation difference liability account	0	0
Other long-term liabilities	0	0
Long-term provisions	2.55	2.55
Total non-current liabilities	19.58	24.17
6 Current liabilities		
Short-term borrowings	10.5	10.76
Trade payables	7.46	2.26
Other current liabilities	9.9	4.78
Short-term provisions	3.67	0.04
Total current liabilities	31.53	17.84
Total equity and liabilities	443.14	452.65
Assets		
1 Non-current assets		
(i) Fixed assets		
Tangible assets	191.8	203.85
Producing properties	0	0
Intangible assets	0.35	0.42
Preproducing properties	0	0
Tangible assets capital work-in-progress	0	0
Intangible assets under development or work-in-progress	0	0
Total fixed assets	192.15	204.27



Statement of Asset and Liabilities			
	Particulars	Half year ended (dd-mm-yyyy)	Previous year ended (dd-mm-yyyy)
	Date of start of reporting period	01-04-2016	01-04-2015
	Date of end of reporting period	30-09-2016	31-03-2016
	Whether results are audited or unaudited	Unaudited	Audited
	Nature of report standalone or consolidated	Standalone	Standalone
(ii)	Non-current investments	37.75	37.75
(v)	Deferred tax assets (net)	0	0
(vi)	Foreign currency monetary item translation difference asset account	0	0
(vii)	Long-term loans and advances	3.95	1.54
(viii)	Other non-current assets	0	0
	Total non-current assets	233.85	243.56
	Current assets		
	Current investments	0	0
	Inventories	149.91	152.86
	Trade receivables	18.79	6.48
	Cash and bank balances	4.16	14.31
	Short-term loans and advances	25.95	35.44
	Other current assets	10.48	0
	Total current assets	209.29	209.09
	Total assets	443.14	452.65
	Disclosure of notes on assets and liabilities		



Orosil smiths
India limited

(Formerly known as Silver Smith India Ltd.)

Regd. Office: Flat No. 620, Hemkunt Chambers, 89 Nehru Place,
New Delhi - 110019, India Email: info@orosil.com Website: www.orosil.com

kuhjohl

Stirringly yours
www.kuhjohl.com

SINCERE
PRECIOUSLY YOURS

www.sincerejewellery.com


CIN: L74899DL1994PLC059341

Phone No: 0120-4125476

CFO Certification

I Sanjay Bana, Chief Financial Officer certify that :

- a) I have reviewed the financial Results for the Second Quarter and Half year ended on September 30, 2016 to the best of my knowledge and belief :
- i) these statements do not contain any materially untrue statement or omit any material fact or contain statements that might be misleading;
- ii) these statements together present a true and fair view of the Company's affairs and are in compliance with existing Accounting Standards, applicable laws and regulations.
- b) To the best of my knowledge and belief, no transactions entered into by the Company during the Quarter and half year ended on September 30, 2016 are fraudulent, illegal or violative of the Company's code of conduct.
- c) i) There has not been any significant change in internal control over financial reporting during the period under reference;
- ii) There has not been any significant change in accounting policies during the year requiring disclosure in the notes to the financial statements; and



Sanjay Bana
Chief Financial officer
(Orosil Smiths India Ltd)
PAN No. AAHPB3698N
Add: S-4, Plot No. 5/82, Rajinder Nagar,
Sector-5, Sahibabad, Ghaziabad, 201005

Date: 09.11.2016

Place: Noida



Kumar Aggarwal & Associates
Chartered Accountants

The Board of Directors
M/s Orosil Smiths India Limited
Flat No. 620, Hemkunt Chambers
89, Nehru Place
New Delhi

We have reviewed the accompanying statement of unaudited financial result of **OROSIL SMITHS INDIA LIMITED** for the period ended September 30, 2016. This statement is the responsibility of the Company's Management and has been approved by the Board of Directors. Our responsibility is to issue a report on these financial statements based on our review.

We have conducted our review in accordance with the Standard on Review Engagement (SRE) 2400, Engagements to Review Financial Statements issued by the Institute of Chartered Accountants of India. This standard requires that we plan and perform the review to obtain moderate assurance as to whether the financial statements are free of material misstatement. A review is limited primarily to inquiries of company personnel and analytical procedures applied to financial data and thus provides less assurance than an audit. We have not performed an audit and accordingly, we do not express an audit opinion.

Based on our review conducted as above, nothing has come to our attention that causes us to believe that the accompanying statement of unaudited financial results prepared in accordance with applicable accounting standards and other recognized accounting practices and policies has not disclosed the information required to be disclosed in terms of Regulation 33 of the SEBI (Listing Obligations and Disclosure Requirements) Regulations, 2015 including the manner in which it is to be disclosed, or that it contains any material misstatement.

For, **Kumar Aggarwal & Associates**
Chartered Accountants
Firm Registration No. 028231N



(Mukul Aggarwal)
Partner
Membership No. 411572

Place: New Delhi
Date: November 09, 2016

H-1/38, Sector 16 Noida
Contact us: - ag.amanaggarwal@gmail.com
Ph: - +91 9312901244, +91 9953104744